

I. Accessing and Completing the Online Applications

Submission of the Part 1 Application using the online Part 1 Application Form is **due by 12 PM (noon) Eastern Prevailing Time on December 12, 2023**. Evaluation of Part 1 Applications begins on November 28, 2023.

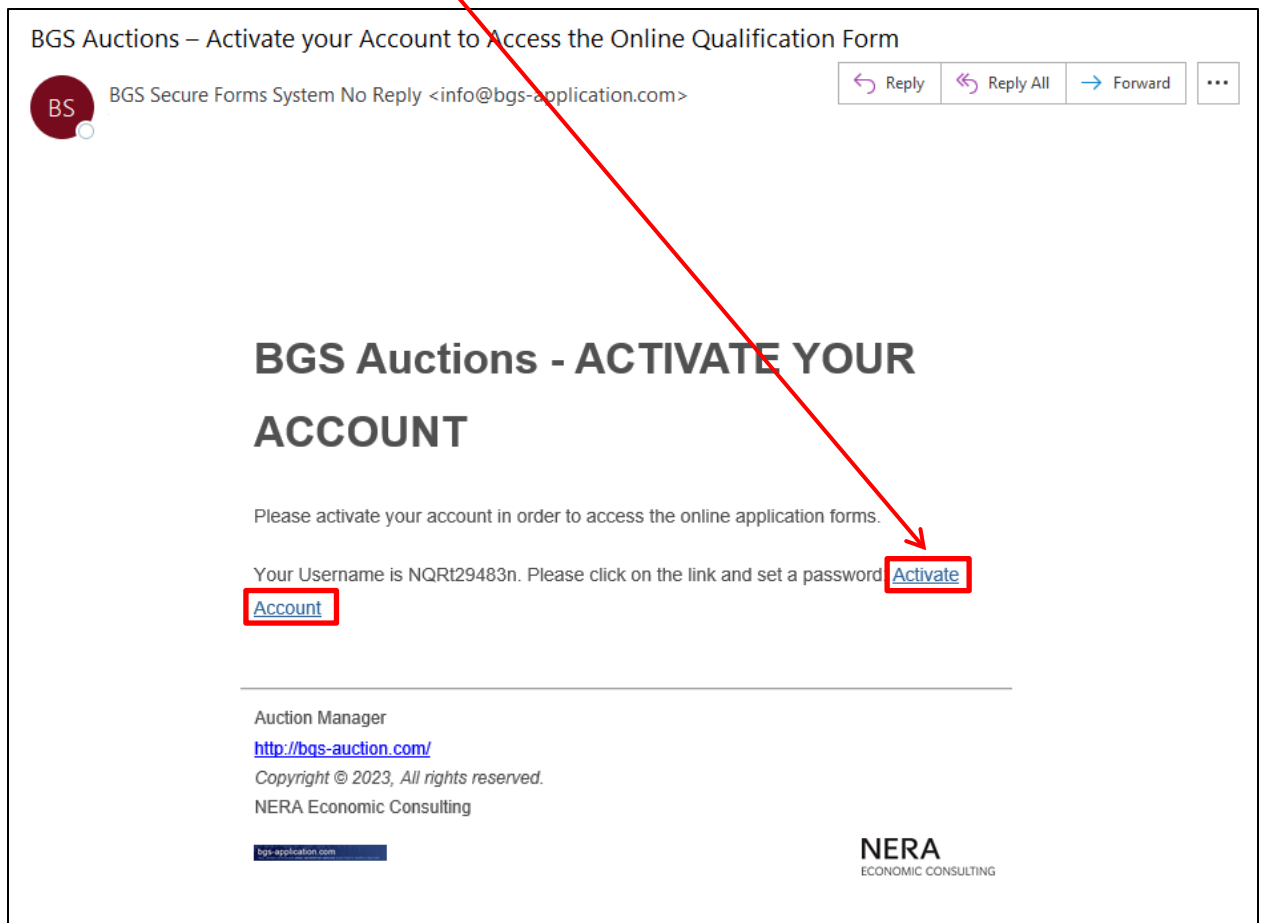
To access the online Part 1 Application Form,

A. Activate Your Account

You received an email from BGS Secure Forms System No Reply info@bgs-application.com with information to activate your account. This email contains your Username. You will create your own password.

To activate your account, please follow these instructions:

1. Click on the “Activate Account” link in the email from info@bgs-application.com.



2024 BGS Auctions
Online Part 1 Application Form Instructions

2. Create a password for your account and click “Activate.”

bgs-application.com
NEW JERSEY STATEWIDE BASIC GENERATION SERVICE ELECTRICITY SUPPLY AUCTION

NERA
ECONOMIC CONSULTING

Log In

Account Activation

Please choose a password and click “Activate” to complete your account set-up.

Account Activation for NQRt29483n

New Password

password

(8 characters minimum length and include: 1 uppercase, 1 lowercase, 1 digit and 1 special character (#?!@\$%^&*~))

Confirm New Password

password

Activate

3. You will receive another email from info@bgs-application.com confirming your password has been changed. **Your account is now active.**

BGS Auctions – Your Password Has Been Changed

BS BGS Secure Forms System No Reply <info@bgs-application.com>

Reply Reply All Forward ...

Your password to access <http://bgs-application.com/> has been changed.

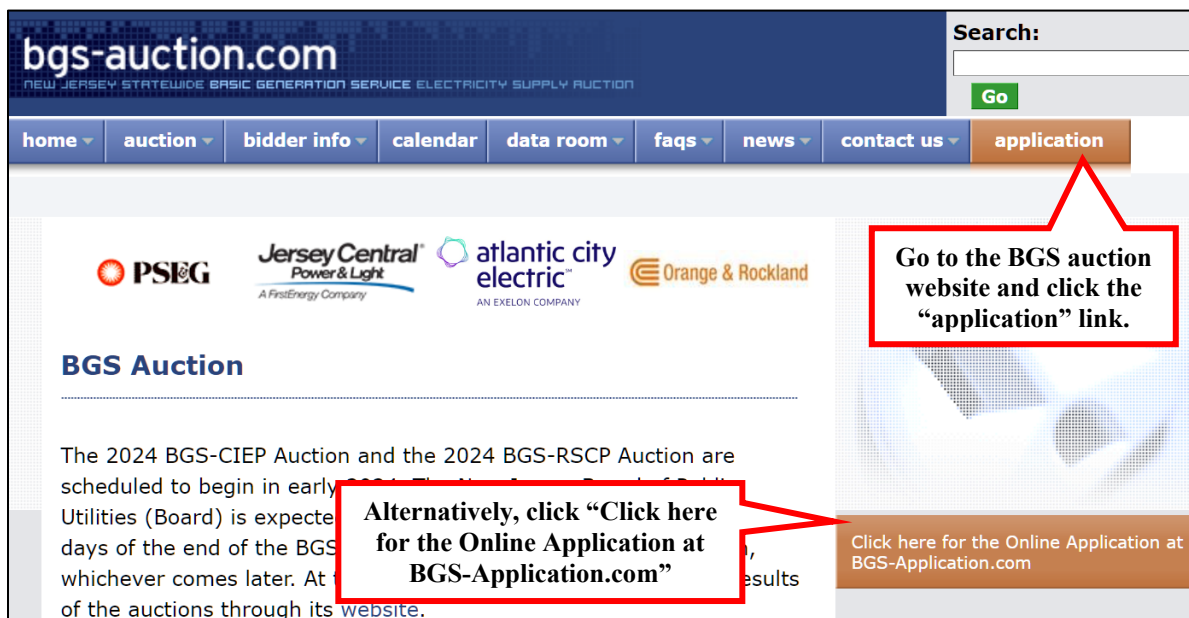
Auction Manager
<http://bgs-auction.com/>
Copyright © 2023, All rights reserved.
NERA Economic Consulting

NERA
ECONOMIC CONSULTING

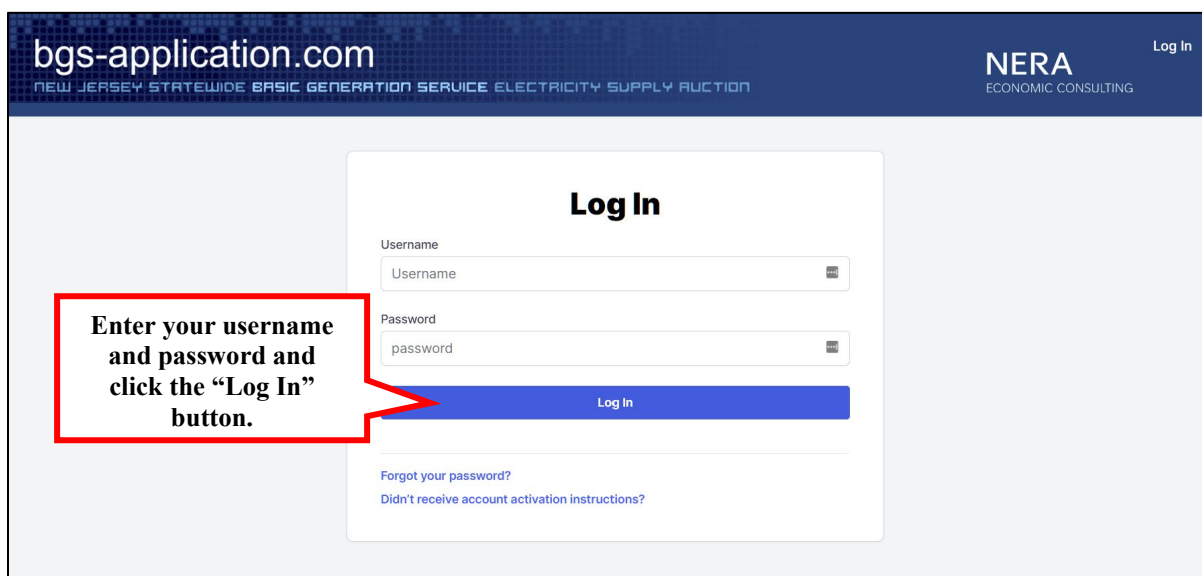
B. Logging In to Your Account

To access the BGS application website, please follow these instructions:

1. Go to <https://www.bgs-application.com> OR go to <https://www.bgs-auction.com/> and click on the link to the application website available in the navigation menu or on the right-hand side of the BGS website.

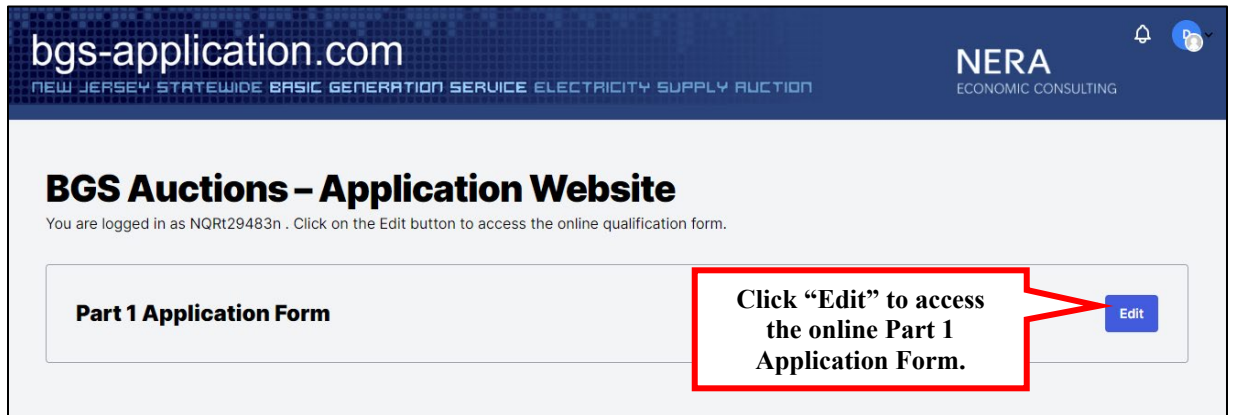


2. Enter your username and password to log in.



2024 BGS Auctions
Online Part 1 Application Form Instructions

3. The online Part 1 Application Form is available during the Part 1 Window via the “Edit” button on the application website.



II. Submitting Information for the Part 1 Application

You must submit the information required by the Part 1 Application, such as contact information for the Authorized Representative, and upload supporting documents such as financial statements, through the online Part 1 Application Form. You must complete all applicable Inserts and provide additional verification on the identity of the signatory when required. Inserts are separate forms in Microsoft Word format posted to the “[application process](#)” page under the “bidder info” tab of the BGS Auction website. The Inserts are grouped depending on the Auction or Auctions in which you are participating. Each Insert provides instructions on whether the Insert must be submitted by email to the BGS Auction Manager at BGS-Auction@nera.com, or may be uploaded to the online Part 1 Application Form, or may be submitted by either method.

On the following pages are a series of steps to explain how to complete the Part 1 Application using the online Part 1 Application Form. These steps include:

- A. Entering information into the online Part 1 Application Form;
- B. Downloading the Inserts;
- C. Uploading supporting documents;
- D. Saving entries;
- E. Uploading additional documents;
- F. Submitting the Part 1 Application; and
- G. Logging out.

2024 BGS Auctions
Online Part 1 Application Form Instructions

- A. Enter Information into the Online Part 1 Application Form.** Access the online Part 1 Application Form and navigate through the form to complete each section. Depending on your response to certain questions, additional fields may appear. Use the links in the **Quick Links Box** on bottom right-hand side of the screen to move directly to the top or bottom of the form.

bgs-application.com
NEW JERSEY STATEWIDE BASIC GENERATION SERVICE ELECTRICITY SUPPLY AUCTION

NERA
ECONOMIC CONSULTING

BGS Auctions – Application Website

You are logged in as NQRT29483n . Click on the Edit button to access the online qualification form.

Part 1 Application Form

1. Click “Edit” to access the online Part 1 Application Form during the Part 1 Window.

Edit

1. Basic Applicant Information

2. Fill in the required fields.

Name of Applicant

Is the Applicant name the same as the legal or trade name?
☐ Yes ☒ No

Legal Name of Applicant (If Different from Above)

Place of Incorporation (If Applicable)

State

Federal Tax I.D.

D&B DUNS # (Please insert N/A if a D&B DUNS # is not available)

Please State Whether the Applicant Is a Corporation, Partnership, etc.

Years in Business

URL for Applicant's Website

Is the legal or trade name provided above for the Applicant expected to change from now until the Board renders a decision on the results of the BGS-RSCP Auction or the BGS-CIEP Auction (whichever comes later)?
☐ Yes ☐ No

Note: Additional required fields may appear depending on your response to this question.

2024 BGS Auctions
Online Part 1 Application Form Instructions

B. Submitting Inserts. As you navigate through the online Part 1 Application Form, some sections will require you to complete Inserts, such as the *Authorized Representative Insert* (#P1-1) (shown in the second screenshot below). Inserts are separate forms in Microsoft Word format that require a signature. Some Inserts require either that the signature be notarized or that the signature be digital and accompanied by a document or information that verifies the identity of the signatory. Other Inserts allow (i) for a scanned or electronic signature as long as the Insert is submitted by email with the signatory on copy; or a (ii) a digital signature with a document or information that verifies the identity of the signatory. Depending on the Insert and the method you select to complete an Insert, you may be required to submit that Insert by email to the BGS Auction Manager at BGS-Auction@nera.com or you may have the option to upload the Insert to the online Part 1 Application Form using the upload links provided.

The screenshot shows the BGS Auction website with the 'bidder info' tab selected. A dropdown menu is open, showing 'application process' as the first option, which is circled in red. A red callout box points to this option with the text: 'Navigate to the “application process” page under the “bidder info” tab of the BGS auction website.' Below the dropdown, the page content includes a section titled 'Application' with instructions on how to submit forms and a list of links to access online application forms. A red callout box on the left points to the 'application process' link with the text: 'Applicants are instructed to download a particular zip file depending on whether they are applying to one or both Auctions.' Another red callout box on the right points to the 'application process' link with the text: 'All Applicants should download this zip file.' Below the main content, there is a section titled 'Part 1 Inserts (November 28, 2023)' with a list of bid ranges and dates.

bgs-auction.com
NEW JERSEY STATEWIDE BASIC GENERATION SERVICE ELECTRICITY SUPPLY AUCTION

home ▾ auction ▾ **bidder info ▾** calendar ▾

application process
webcast materials
auction rules
contract and credit

Application

Part 1 and Part 2 application forms are submitted via **online** forms. Additional information is posted below as it becomes available.

The online BGS Application website is:
www.BGS-Application.com

You may use the following links to access the online application forms:

- Request login credentials [here](#).
- Use the login credentials to access the online application forms [here](#) once they become available.

Part 1 Inserts (November 28, 2023)

- ALL Bidders - Inserts #P1-1 to #P1-5 (November 28, 2023) 📄
- Bidders for BOTH Auctions - Inserts #P1-9 to #P1-11 (November 28, 2023) 📄
- Bidders for CIEP ONLY - Inserts #P1-12 to #P1-14 (November 28, 2023) 📄
- Bidders for RSCP ONLY - Inserts #P1-6 to #P1-8 (November 28, 2023) 📄

2024 BGS Auctions
Online Part 1 Application Form Instructions

THE AUTHORIZED REPRESENTATIVE MUST CERTIFY THAT HE/SHE IS AUTHORIZED TO REPRESENT THE APPLICANT AND THAT HE/SHE WILL BE RESPONSIBLE FOR ENSURING THAT ONLY AUTHORIZED PERSONS ACT ON BEHALF OF THE APPLICANT BY COMPLETING THE REPRESENTATIVE INSERT. The Representative Insert is also labelled INSERT #P1-1.

AUTHORIZED REPRESENTATIVE INSERT (#P1-1)

No file uploaded

Upload

This number corresponds to the number in the Insert file name. Use the upload link if the Insert is digitally signed or notarized.

- C. Upload Supporting Documents.** Some items require that you upload supporting documents, such as financial statements. Please note that larger file sizes may result in longer upload times; in case of difficulty uploading files, email the BGS Auction Manager at BGS-Auction@nera.com for further instructions.

PLEASE PROVIDE THE FOLLOWING FINANCIAL INFORMATION BY UPLOADING THE DOCUMENT TO THE APPLICATION WEBSITE:

1. The most recent SEC Form 10-K for the Applicant and the Guarantor. If unavailable, please provide the most recent audited annual financial information (including a balance sheet, income statement, and cash flow statement).

Applicant

[Financial Info.pdf](#)

Change Upload:

Upload

Note: On some browsers, once the form has been saved, the file name will appear as a link.

Guarantor

[Financial Info.pdf](#)

Change Upload:

Upload

2024 BGS Auctions

Online Part 1 Application Form Instructions

- D. Save As You Go.** You can save your work and continue working by clicking on the “Save and Continue” link in the **Quick Links Box**. A confirmation message will appear at the top of the form confirming that the save was successful. **Do not refresh the page or close your browser** until you see the confirmation message.

The screenshot displays the 'bgs-application.com' website interface. At the top, a light blue banner contains a red-bordered box with the message: 'i Your form has been saved successfully.' Below this, the header shows the site name and 'NERA ECONOMIC CONSULTING' with a user profile icon. The main content area is titled 'Forms > Part 1 Application Form'. The central form is titled 'PART 1 APPLICATION FORM' with a date of 'DECEMBER 12, 2023'. It contains text explaining the application process and links to auction rules. On the right side, a 'Useful Part 1 Documents' sidebar lists various links. At the bottom right, a green 'Save and Continue' button is highlighted with a red box, and a 'Log Out' button is visible below it. A red arrow points from the 'Save and Continue' button to the confirmation message at the top.

CONFIRMATION MESSAGE: i Your form has been saved successfully.

Website Header: bgs-application.com
NEW JERSEY STATEWIDE BASIC GENERATION SERVICE ELECTRICITY SUPPLY AUCTION
NERA ECONOMIC CONSULTING

Forms > Part 1 Application Form

PART 1 APPLICATION FORM
PART 1 APPLICATION DATE: DECEMBER 12, 2023

This Part 1 Application Form is the application form to become a Qualified Bidder in the New Jersey Basic Generation Service Residential Small Commercial Pricing ("BGS-RSCP") Auction, or the New Jersey Basic Generation Service Commercial and Industrial Energy Pricing ("BGS-CIEP") Auction, or both.

Before completing this Part 1 Application Form, please review both the Auction Rules and the Supplier Master Agreement for the auction(s) for which you are applying (the BGS-RSCP Auction, or the BGS-CIEP Auction, or both) so that you understand the conditions under which the BGS Auctions will be conducted. Please see the Final BGS-RSCP Auction Rules and Final BGS-CIEP Auction Rules, which are posted at <https://bgs-auction.com/bgs.bidinfo.ar.asp> when they become available, and the Final BGS-RSCP Supplier Master Agreement and Final BGS-CIEP Supplier Master Agreement, which are posted at <https://bgs-auction.com/bgs.bidinfo.cc.asp> when they become available.

By completing this Part 1 Application Form, you agree to the Auction Rules [see Docket No. ER23030124] for the auction(s) for which you are applying, and you agree to accept the provisions contained in the Supplier Master Agreement [see Docket No. ER23030124] for the service(s) that you are applying to provide (BGS-RSCP, or BGS-CIEP, or both).

Any information in this application will be provided on a confidential basis to the BGS Auction Manager Team and representatives from the New Jersey Board of Public Utilities ("Board"). Any information that you provide in this application, except for information regarding bidding agreements provided in Section 19, shall be provided on a confidential basis to a committee of the Electric Distribution

Useful Part 1 Documents:

- Part 1 Application and Login Instructions
- Digital Signature Instructions
- Part 1 Application Review Process
- Part 1 Application Glossary

Click here to go to the **top** of the form.

Click here to go to the **bottom** of the form.

Save and Continue

Log Out

2024 BGS Auctions Online Part 1 Application Form Instructions

You can also click the “Save” button at the bottom of the form to save your entries and return to complete the form later. **Do not refresh the page or close your browser** until you see the confirmation message.

The screenshot shows the BGS Auctions Application Website interface. At the top, there is a navigation bar with the logo 'bgs-application.com' and 'NERA ECONOMIC CONSULTING'. Below the navigation bar, the main heading is 'BGS Auctions – Application Website'. A message states: 'You are logged in as NQRt29483n . Click on the Edit button to access the online qualification form.' Below this, there is a section titled 'Part 1 Application Form' with an 'Edit' button. Above the 'Part 1 Application Form' section, there is a confirmation message in a light blue box: 'Your Part 1 Application Form was successfully saved. You may return to this form later and it will restore the current values. To continue editing the form, click on the Edit button below.' Above the confirmation message, there is a button bar with three buttons: 'Click to Print This Form', 'Save' (highlighted with a red box and an arrow pointing to the confirmation message), and 'Submit'.

You are also encouraged to print and save a copy of the online Part 1 Application Form for your records.

The screenshot shows a button bar with three buttons: 'Click to Print This Form', 'Save', and 'Submit'. A red callout box points to the 'Click to Print This Form' button with the text: 'Print the form at any time'.

- E. Upload Additional Documents.** If there are documents that you wish to provide with your online Part 1 Application Form but there is no specific upload link for your documents, you may upload these using the upload links in Section 11, “Justification of Omissions”. Please note that you are providing additional documents in the box provided.

11. Justification of Omissions

IF YOU ARE UNABLE TO PROVIDE ALL DOCUMENTS OR INFORMATION REQUIRED IN THIS APPLICATION, PLEASE JUSTIFY FULLY ANY OMISSIONS IN THE SPACE PROVIDED BELOW IF YOU HAVE NOT ALREADY DONE SO.

1. Provide an explanation for the additional documents in this box.

IF YOU WOULD LIKE TO PROVIDE ADDITIONAL DOCUMENTATION, PLEASE DO SO BY UPLOAD TO THE APPLICATION WEBSITE BELOW. PLEASE NOTE THE ADDITIONAL DOCUMENTATION IN THE TEXT BOX ABOVE.

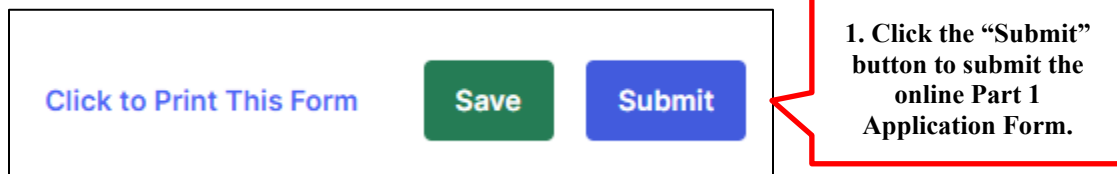
File Upload
No file uploaded
Upload

2. Upload additional documents that you wish to provide with your online Part 1 Application Form.

File Upload
No file uploaded
Upload

File Upload
No file uploaded
Upload

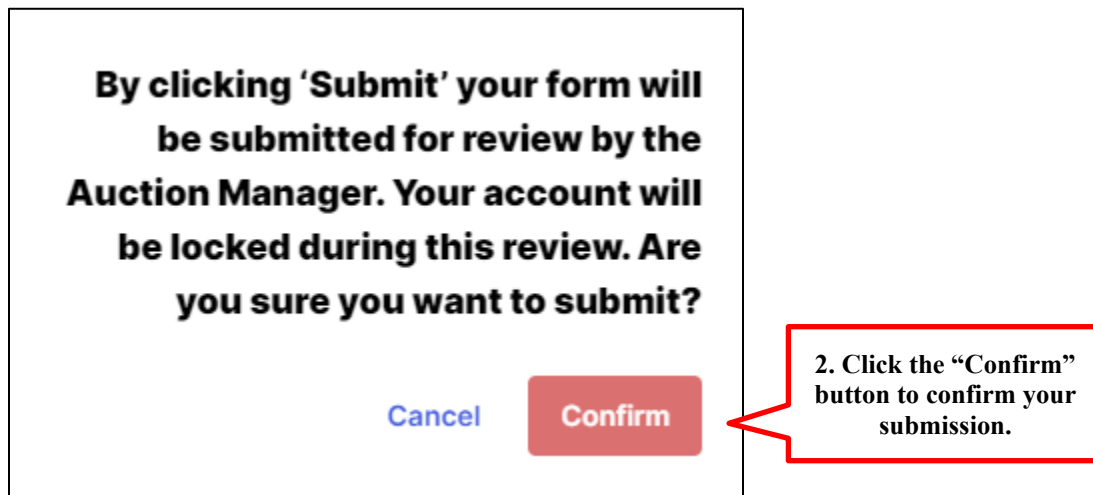
- F. Submit the online Part 1 Application.** You may review your entries by printing the online Part 1 Application Form. Once you are ready to submit your Part 1 Application, click the “Submit” button to transmit the information to the BGS Auction Manager. You will be asked to confirm your submission and then you will see a confirmation that your form has been successfully submitted. **Do not refresh the page or close your browser** until you see the confirmation screen. Your account will be locked while the BGS Auction Manager reviews your Part 1 Application. During this time, you will not be able to review or make changes to your submission. Your account will remain locked until you receive a notice from the BGS Auction Manager regarding your submission.



This screenshot shows the bottom of the application form with three buttons: a blue text link "Click to Print This Form", a green "Save" button, and a blue "Submit" button. A red callout box points to the "Submit" button.

Click to Print This Form Save Submit

1. Click the “Submit” button to submit the online Part 1 Application Form.

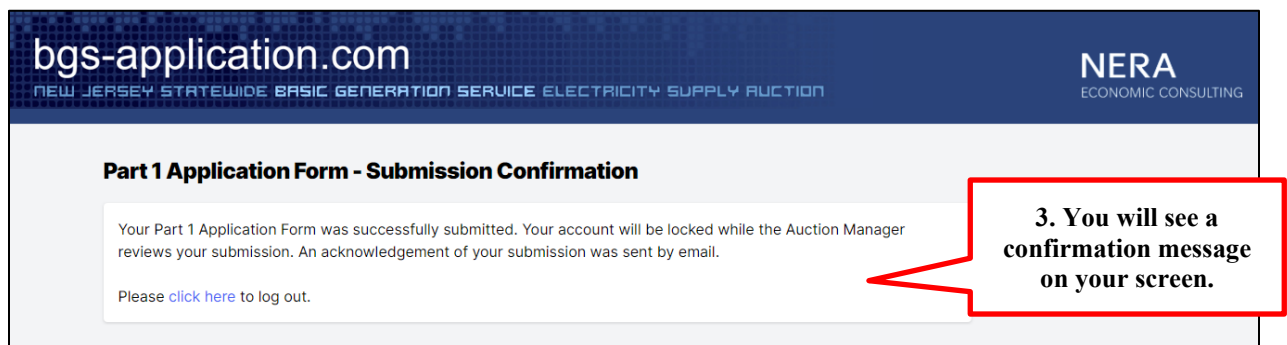


This screenshot shows a confirmation dialog box with the text: "By clicking 'Submit' your form will be submitted for review by the Auction Manager. Your account will be locked during this review. Are you sure you want to submit?". At the bottom are "Cancel" and "Confirm" buttons. A red callout box points to the "Confirm" button.

By clicking 'Submit' your form will be submitted for review by the Auction Manager. Your account will be locked during this review. Are you sure you want to submit?

Cancel Confirm

2. Click the “Confirm” button to confirm your submission.



This screenshot shows the website header for "bgs-application.com" and "NERA ECONOMIC CONSULTING". Below the header is a section titled "Part 1 Application Form - Submission Confirmation" containing a message: "Your Part 1 Application Form was successfully submitted. Your account will be locked while the Auction Manager reviews your submission. An acknowledgement of your submission was sent by email." and a link to log out. A red callout box points to the confirmation message.

bgs-application.com
NEW JERSEY STATEWIDE BASIC GENERATION SERVICE ELECTRICITY SUPPLY AUCTION

NERA
ECONOMIC CONSULTING

Part 1 Application Form - Submission Confirmation

Your Part 1 Application Form was successfully submitted. Your account will be locked while the Auction Manager reviews your submission. An acknowledgement of your submission was sent by email.

Please [click here](#) to log out.

3. You will see a confirmation message on your screen.

2024 BGS Auctions

Online Part 1 Application Form Instructions

G. Log Out. You may log out of the online Part 1 Application Form at any point by clicking on the “Log Out” link provided in the **Quick Links Box**. When you select the “Log Out” link, a pop-up message will appear reminding you to save your form before logging out (if you have not already done so).

bgs-application.com
NEW JERSEY STATEWIDE BASIC GENERATION SERVICE ELECTRICITY SUPPLY AUCTION

NERA
ECONOMIC CONSULTING

Forms > Part 1 Application Form

PART 1 APPLICATION FORM
PART 1 APPLICATION DATE: DECEMBER 12, 2023

This Part 1 Application Form is the application form to become a Qualified Bidder in the New Jersey Basic Generation Service Residential Small Commercial Pricing ("BGS-RSCP") Auction, or the New Jersey Basic Generation Service Commercial and Industrial Energy Pricing ("BGS-CIEP") Auction, or both.

Before completing this Part 1 Application Form, please review both the Auction Rules and the Supplier Master Agreement for the auction(s) for which you are applying (the BGS-RSCP Auction, or the BGS-CIEP Auction, or both) so that you understand the conditions under which the BGS Auctions will be conducted. Please see the Final BGS-RSCP Auction Rules and Final BGS-CIEP Auction Rules, which are posted at <https://bgs-auction.com/bgs.bidinfo.ar.asp> when they become available, and the Final BGS-RSCP Supplier Master Agreement and Final BGS-CIEP Supplier Master Agreement, which are posted at <https://bgs-auction.com/bgs.bidinfo.cc.asp> when they become available.

By completing this Part 1 Application Form, you agree to the Auction Rules [see Docket No. ER23030124] for the auction(s) for which you are applying, and you agree to accept the provisions contained in the Supplier Master Agreement [see Docket No. ER23030124] for the service(s) that you are applying to provide (BGS-RSCP, or BGS-CIEP, or both).

Any information in this application will be provided on a confidential basis to the BGS Auction Manager Team and representatives from the New Jersey Board of Public Utilities ("Board"). Any information that you provide in this application, except for information regarding bidding agreements provided in Section 10, can be provided on a confidential basis to a committee of the Electric Distribution Companies ("EDCs"). If you become a Qualified Bidder for an auction, your name will be provided to other Qualified Bidders for that auction on a confidential basis and you will be provided with a list of names of other Qualified Bidders participating in that auction. As part of this application, you are required to certify that you will keep this list of Qualified Bidders confidential.

Useful Part 1 Documents:

- Part 1 Application and Login Instructions
- Digital Signature Instructions
- Part 1 Application Review Process
- Part 1 Application Glossary

[Click here to go to the top of the form.](#)

[Click here to go to the bottom of the form.](#)

Save and Continue

Log Out

If you select “Confirm,” you will be fully logged out.

Warning: You are logging out of the form. Any changes that have been made since your last save will be lost. Click Cancel to remain logged in so that you may save your edits to the online proposal form. Click Confirm to log out.

Cancel **Confirm**